



MAINST | PET

**MAIN STREET PET™ EXERCISE PEN INSTRUCTION MANUAL
(FOR BOTH 24" & 36" EXERCISE PENS)**

MAIN ST. PET™ ADJUSTABLE EXERCISE PET PEN ASSEMBLY INSTRUCTIONS

Assembly instructions for Main Street Pet™ Adjustable Exercise Pet Pen models: MSP-001 and MSP-002.

IMPORTANT INFORMATION

Warning: Remove collars, tags and leashes from pet before placing it in the exercise pen to prevent possible entanglement.





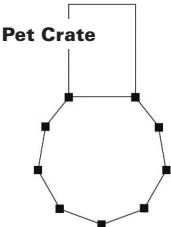
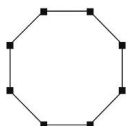
Before your pet enters the pen, make sure the pen is properly assembled and all latches and clips are secure before placing your pet inside the pen.

Do not leave pets unattended in this pen while outdoors or for extended periods of time. A pet that is not specifically trained to be restricted may attempt to escape from this pen, which can cause serious injury to your pet.

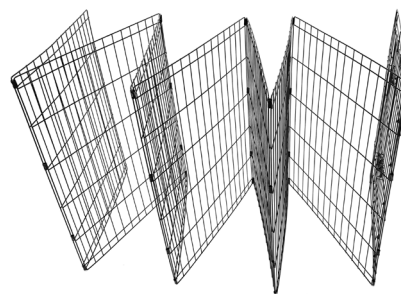
Use this exercise pet pen correctly and responsibly. Improper use may result in serious injury or even the death of your pet. Main St. Pet™ is not responsible for any loss, damage, discomfort, injury, illness, death or costs of any kind to your pet as a result of using this exercise pet pen.

For pet use only. Never allow children to play in, on, or around this pet pen.

ASSEMBLY INSTRUCTIONS

<p>1. Remove contents from the carton. The wire pen panels come connected.</p>	
<p>2. The pen panels can adjust to create multiple shape configurations. Stand up the panels and configure the pen as desired. Then connect the two ends with clips. For best results, place clips at the top and bottom of the end panels.</p> <p>Pen Configuration Examples: Rectangle Square Octagon with pet crate Octagon</p>	<div style="display: flex; justify-content: space-around;"> <div style="text-align: center;">  <p>16 ft Fence <small>(when extended)</small></p> <hr/>  <p>2x6 ft Rectangle</p> <hr/>  <p>4x4 ft Square</p> </div> <div style="text-align: center;">  <p>5 ft Diameter Octagon</p> <hr/>  <p>4.8 ft Diameter Octagon</p> </div> </div>

3. Once pen is configured to your desired shape and the ends are secured with clips, place your pet inside the exercise pen by closing the door and securing both slide-bolt latches.



NOTE

Setup, storage and transport is easy with the collapsible and adjustable wire panels that can form a variety of shapes both indoors and outdoors. Purchase multiple units that can attach together to provide an even larger exercise area for your pet.

CUSTOMER SERVICE

For questions or comments regarding your Main Street Pet™ Adjustable Exercise Pet Pen, please call 888-376-7375 or visit www.mainstpetsupplies.com.

Main St. Pet™ is a trademark of Mid-States Distributing, LLC. © Mid-States Distributing LLC.
Manufactured for and distributed by Mid-States Distributing, LLC Fort Worth, TX 76137 USA.